

Bus coupler - AXL F BK PB XC - 2702463

Please be informed that the data shown in this PDF Document is generated from our Online Catalog. Please find the complete data in the user's documentation. Our General Terms of Use for Downloads are valid (<http://phoenixcontact.com/download>)



Axioline F XC, Bus coupler, PROFIBUS DP, D-SUB-9 female connector, Extreme conditions version, transmission speed in the local bus: 100 Mbps, degree of protection: IP20, including bus base module and Axioline F connector

The figure shows the standard item

Product Description

The bus coupler is intended for use within a PROFIBUS network and represents the link to the Axioline F I/O system. Up to 63 Axioline F devices can be connected to the bus coupler. A corresponding GSD file is available for integrating the Axioline F station into the programming system. It can be downloaded at: phoenixcontact.net/product/2702463

Your advantages

- ✓ PROFIBUS connection via 9-pos. D-SUB socket
- ✓ Electrical isolation between PROFIBUS interface and logic
- ✓ Rotary coding switches for setting the PROFIBUS address
- ✓ DP/V1 for class 1 and class 2 masters
- ✓ PROFIBUS data transmission speed of 9.6 kbps to 12 Mbps
- ✓ Dynamic configuration is supported
- ✓ I&M functions
- ✓ Firmware can be updated
- ✓ Typical cycle time of the Axioline F local bus is around 10 µs
- ✓ Supports the operation of Axioline Smart Elements
- ✓ Supports the AXL SE SC slot cover (firmware version 2.20 or later)
- ✓ Can be used under extreme ambient conditions
- ✓ Extended temperature range of -40 °C ... +70 °C (see "Tested successfully: use under extreme ambient conditions" in the data sheet)
- ✓ Partially coated PCBs



Key Commercial Data

Packing unit	1 pc
--------------	------

Bus coupler - AXL F BK PB XC - 2702463

GTIN	 4 055626 459271
GTIN	4055626459271
Custom tariff number	85176200
Country of origin	Germany

Technical data

Dimensions

Width	45 mm
Height	125.9 mm
Depth	74 mm
Note on dimensions	The depth is valid when a TH 35-7,5 DIN rail is used (according to EN 60715).

Ambient conditions

Ambient temperature (operation)	-25 °C ... 60 °C (Standard, applications with UL approval, use in zone 2 potentially explosive area; mounting position: wall mounting on horizontal DIN rail)
	-25 °C ... 55 °C (Standard, applications with UL approval, use in zone 2 potentially explosive area; mounting position: any)
	-40 °C ... 70 °C (Extended, see section "Tested successfully: use under extreme ambient conditions" in the data sheet.)
Ambient temperature (storage/transport)	-40 °C ... 85 °C
Permissible humidity (operation)	5 % ... 95 % (non-condensing)
Permissible humidity (storage/transport)	5 % ... 95 % (non-condensing)
Air pressure (operation)	70 kPa ... 106 kPa (up to 3000 m above sea level)
Air pressure (storage/transport)	70 kPa ... 106 kPa (up to 3000 m above sea level)
Degree of protection	IP20

Connection data

Designation	Axioline F connector
Connection method	Push-in connection
Note on the connection method	Please observe the information provided on conductor cross sections in the "Axioline F: system and installation" user manual.
Conductor cross section solid min.	0.2 mm ²
Conductor cross section solid max.	1.5 mm ²
Conductor cross section flexible min.	0.2 mm ²
Conductor cross section flexible max.	1.5 mm ²
Conductor cross section AWG min.	24
Conductor cross section AWG max.	16
Stripping length	8 mm

General

Bus coupler - AXL F BK PB XC - 2702463

Technical data

General

Mounting type	DIN rail mounting
Color	traffic grey A RAL 7042
Net weight	175 g
Note on weight specifications	with connector and bus base module
Degree of pollution	2 (IEC 60664-1, EN 60664-1)
Mounting type	DIN rail mounting
Mounting position	any (observe temperature derating)

Interfaces

Designation	PROFIBUS DP
Number of interfaces	1
Connection method	D-SUB-9 female connector
Transmission speed	9.6 kbps ... 12 Mbps
Designation	Axioline F local bus
Number of interfaces	1
Connection method	Bus base module
Transmission speed	100 Mbps
Designation	Service
Number of interfaces	1
Connection method	Micro USB type B

Network/bus system

Amount of process data	max. 488 Byte (per station)
	max. 244 Byte (Input)
	max. 244 Byte (Output)
Number of parameter data	max. 244 Byte
Number of configuration data	max. 244 Byte
Number of supported devices	max. 63 (per station)
Number of local bus devices that can be connected	max. 63

Axioline potentials

Designation	Communications power U_L feed-in (the supply of the Axioline F local bus U_{BUS} is generated from U_L)
Supply voltage	24 V DC
Supply voltage range	19.2 V DC ... 30 V DC (including all tolerances, including ripple)
Current consumption	max. 567 mA (with 2 A at U_{BUS} for the I/Os and $U_L = 24$ V)
Power consumption	max. 13.7 W (2.0 A on U_{BUS} , $U_L = 24$ V)
Type of protection	Surge protection
	Reverse polarity protection

Bus coupler - AXL F BK PB XC - 2702463

Technical data

Axioline potentials

Designation	Axioline F local bus supply (U_{Bus})
Supply voltage	5 V DC (via bus base module)
Power supply unit	max. 2 A

Electrical isolation

Test section	PROFIBUS interface / 24 V communications voltage (U_L) feed-in 500 V AC 50 Hz 1 min.
	PROFIBUS interface / functional ground 500 V AC 50 Hz 1 min.
	24 V communications voltage (U_L) feed-in / functional ground 500 V AC 50 Hz 1 min.

Standards and Regulations

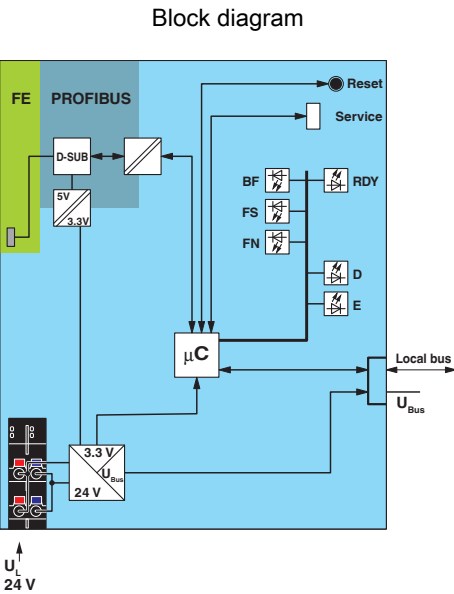
Immunity to ESD	Noise immunity test in accordance with EN 61000-6-2 Electrostatic discharge (ESD) EN 61000-4-2/IEC 61000-4-2 Criterion B, 6 kV contact discharge, 8 kV air discharge
Immunity to EF	Noise immunity test in accordance with EN 61000-6-2 Electromagnetic fields EN 61000-4-3/IEC 61000-4-3 Criterion A, Field intensity: 10 V/m
Immunity to burst	Noise immunity test in accordance with EN 61000-6-2 Fast transients (burst) EN 61000-4-4/IEC 61000-4-4 Criterion B, 2 kV
Immunity to surge	Noise immunity test in accordance with EN 61000-6-2 Transient overvoltage (surge) EN 61000-4-5/IEC 61000-4-5 Criterion B, DC supply lines: ± 0.5 kV/ ± 0.5 kV (symmetrical/asymmetrical), fieldbus cable shield: ± 1 kV
Immunity to conducted interference	Noise immunity test in accordance with EN 61000-6-2 Conducted interference EN 61000-4-6/IEC 61000-4-6 Criterion A, Test voltage 10 V
Interference emission	Noise emission test according to EN 61000-6-3 Class B
Mechanical tests	Vibration resistance in acc. with EN 60068-2-6/IEC 60068-2-6 5g
	Shock in acc. with EN 60068-2-27/IEC 60068-2-27 30g
	Continuous shock according to EN 60068-2-27/IEC 60068-2-27 10g
ATEX	# II 3 G Ex ec IIC T4 Gc
IECEX	Ex ec IIC T4 Gc
UL, USA/Canada	cULus
	Class I, Zone 2, AEx ec IIC T4, Ex ec IIC T4 Gc X
	Class I, Div. 2, Groups A, B, C, D T4
Protection class	III (IEC 61140, EN 61140, VDE 0140-1)
Overvoltage category	II (IEC 60664-1, EN 60664-1)

Environmental Product Compliance

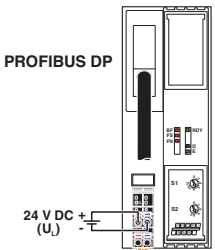
REACH SVHC	Lead 7439-92-1
China RoHS	Environmentally Friendly Use Period = 50 years
	For details about hazardous substances go to tab "Downloads", Category "Manufacturer's declaration"

Bus coupler - AXL F BK PB XC - 2702463

Drawings

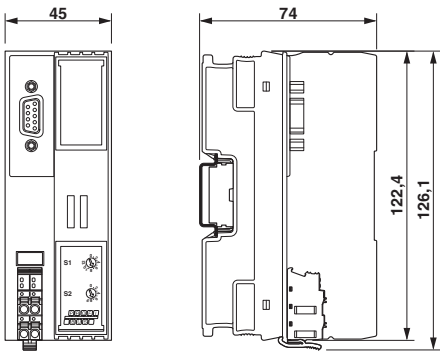


Connection diagram



Internal wiring of the terminal points

Dimensional drawing



Classifications

eCl@ss

eCl@ss 10.0.1	27242608
eCl@ss 11.0	27242608
eCl@ss 5.1	27242608
eCl@ss 6.0	27242600
eCl@ss 7.0	27242608

Bus coupler - AXL F BK PB XC - 2702463

Classifications

eCl@ss

eCl@ss 9.0	27242608
------------	----------

ETIM

ETIM 6.0	EC001604
ETIM 7.0	EC001604

UNSPSC

UNSPSC 6.01	43172015
UNSPSC 7.0901	43201404
UNSPSC 11	39121311
UNSPSC 12.01	39121311
UNSPSC 13.2	39121311
UNSPSC 18.0	32151602
UNSPSC 19.0	32151602
UNSPSC 20.0	32151602
UNSPSC 21.0	32151602

Approvals

Approvals

Approvals

BSH / PROFIBUS

Ex Approvals

ATEX / cULus Listed / IECEx

Approval details

BSH	840
-----	-----

PROFIBUS	Z02073
----------	--------

Accessories

Accessories

Data plug

Bus coupler - AXL F BK PB XC - 2702463

Accessories

D-SUB bus connector - SUBCON-PLUS-PROFIB/35/M12 - 2902320



D-SUB plug, 9-pos., pin, assignment: 3, 5, 6, 8; two M12 cable glands (B-coded) under 35°. Bus system: PROFIBUS DP up to 12 Mbps. Termination resistor via separate M12 terminator.

D-SUB bus connector - SUBCON-PLUS-PROFIB/SC2 - 2708232



D-SUB connector, 9-pos., male connector, cable entry < 35°, bus system: PROFIBUS DP up to 12 Mbps, termination resistor can be switched on via slide switch, pin assignment: 3, 5, 6, 8; screw connection terminal blocks

D-SUB bus connector - SUBCON-PLUS-PROFIB/90/IDC - 2313672



D-SUB connector, 9-pos., male connector, cable entry < 90°, bus system: PROFIBUS DP up to 12 Mbps, termination resistor can be switched on via slide switch, pin assignment: 3, 5, 6, 8; IDC terminal block connection

D-SUB bus connector - SUBCON-PLUS-PROFIB/90/SC - 2313698



D-SUB connector, 9-pos., male connector, cable entry < 90°, bus system: PROFIBUS DP up to 12 Mbps, termination resistor can be switched on via slide switch, pin assignment: 3, 5, 6, 8; screw connection terminal blocks

D-SUB bus connector - SUBCON-PLUS-PROFIB/AX/SC - 2744380



D-SUB connector, 9-pos., male connector, axial version with two cable entries, bus system: PROFIBUS DP up to 12 Mbps, termination resistor can be switched on via slide switch, pin assignment: 3, 5, 6, 8; screw connection terminal blocks

Device marking

Bus coupler - AXL F BK PB XC - 2702463

Accessories

Insert label - EMT (35X18,7)R - 0801831



Insert label, Roll, white, unlabeled, can be labeled with: THERMOMARK ROLLMASTER 300/600, THERMOMARK X1.2, THERMOMARK ROLL X1, THERMOMARK ROLL 2.0, THERMOMARK ROLL, mounting type: snapped into marker carrier, lettering field size: 35 x 18.7 mm, Number of individual labels: 500

DIN rail connector

Bus connector - AXL BS BK - 2701422



Axioline F bus base module for housing type BK

Programming cable

Connecting cable - CAB-USB A/MICRO USB B/2,0M - 2701626



Connecting cable, for connecting the controller to a PC for PC Worx and LOGIC+, USB A to micro USB B, 2 m in length.

Terminal marking

Zack marker strip - ZB 20,3 AXL UNPRINTED - 0829579



Zack marker strip for Axioline F (device labeling), in 2 x 20.3 mm pitch, unprinted, 25-section, for individual labeling with B-STIFT 0.8, X-PEN, or CMS-P1-PLOTTER

Bus coupler - AXL F BK PB XC - 2702463

Accessories

Zack Marker strip, flat - ZBF 10/5,8 AXL UNPRINTED - 0829580



Zack Marker strip, flat, Strip, white, unlabeled, can be labeled with: PLOTMARK, CMS-P1-PLOTTER, mounting type: snap into flat marker groove, for terminal block width: 10.15 mm, lettering field size: 4 of 10.15 x 5 mm and 1 of 5.8 x 5 mm, Number of individual labels: 50